

# Values Worksheet 1

## Take Care of Family and Friends

**A** Do they take care of each other? Look and circle *yes* or *no*.

1



Yes

No

2



Yes

No

3



Yes

No

4



Yes

No

**B** How does your family take care of each other? Write. Tell a partner.

1 \_\_\_\_\_ takes care of me.

\_\_\_\_\_  
\_\_\_\_\_.


2 I take care of \_\_\_\_\_

\_\_\_\_\_  
\_\_\_\_\_.

# Values Worksheet 2

## Be Creative

**A** Look at the picture. Who is creative? Circle ☺ or ☹.



- 1 Tom eats an apple. ☺ ☹
- 2 Sam makes a house. ☺ ☹
- 3 Jill paints a picture. ☺ ☹

**B** Read. Then act with a partner.

Look at my picture!

I like your drawing. It's creative.

Thank you! I like to draw my family.

Let's draw a picture together!

## Values Worksheet 3

### Take Care of Animals and Their Homes


**A** What do the pictures show? Circle.

1




The boy feeds the rabbit.  
The boy pets the rabbit.

2




Jill cleans the mouse cage.  
Jill gives the mouse water.

3




We put out bird food.  
We play with the birds.

4



Anak gives the chick a nut.  
Anak puts a chick in a nest.


**B** How do you take care of animals? Draw. Write a sentence about your picture.



## Values Worksheet 4

### Play Outside

**A** What does the picture show? Look and write *yes* or *no*.



- 1 The brother and sister play outside together. \_\_\_\_\_
- 2 They build a treehouse. \_\_\_\_\_
- 3 It is snowy. They build a snowman. \_\_\_\_\_

**B** Read. Then act with a partner.

Let's play outside!

It's warm. Let's go to the park.


Do you want to fly a kite?

Yes, I like kites. Then, let's get ice cream.

# Values Worksheet 5

## Share

**A** Look at the picture. Read each sentence. Write the missing word.




I don't have \_\_\_\_\_ pencil.

I like to share. You can  
\_\_\_\_\_ one of my pencils.

Thank you. Now I have  
\_\_\_\_\_ pencil.

Yes! I have \_\_\_\_\_  
pencils. Let's write!

**B** What do you share with friends? Draw. Write a sentence about your picture.



# Values Worksheet 6

## Be Helpful

**A** Do they take care of each other? Look and circle *yes* or *no*.


1



Yes

No

2



Yes

No


3



Yes

No

4



Yes

No

**B** How do you help? Who helps you? Write. Tell a partner.


1 I help \_\_\_\_\_  
 \_\_\_\_\_  
 \_\_\_\_\_.

2 My friends help me \_\_\_\_\_  
 \_\_\_\_\_  
 \_\_\_\_\_.

# Values Worksheet 7

## Try New Things

**A** Look at the picture. Read each sentence. Write the missing word.



Hi, I'm Sarah. I live in a \_\_\_\_\_.

I want to try a new home. Is your apartment  
quiet or \_\_\_\_\_?

Hi Sarah, my name is Tom.  
I live in an \_\_\_\_\_.

It's quiet. It's also not dangerous.  
It's very \_\_\_\_\_.

**B** How do you try new things? Write. Tell a partner.

1 I want to try \_\_\_\_\_  
\_\_\_\_\_  
\_\_\_\_\_.

2 When I try new things I feel \_\_\_\_\_  
\_\_\_\_\_  
\_\_\_\_\_.



## Values Worksheet 8

### Think of Solutions for Problems

**A** What problems do the pictures show? Circle the sentence that solves the problem.

1




Jack wears a coat outside.  
Jack wears sunglasses.

2



Sam reads a book.  
Sam makes an instrument.

3



Bill sings a song.  
Bill eats an apple.

4



Henry takes a nap.  
Henry plays with friends.

**B** Read. Then act with a partner.

Oh no! It's snowy today. What can I do?

It's OK. Do you have a coat?

Yes, I have a coat.


Great! Your coat keeps you warm in the snow.



# Values Worksheet 9

## Take Care of Yourself

- A** Look at the picture. Read. Should you do this to take care of yourself? Circle 😊 or ☹️.



- 1 Jon eats a cookie.      😊      ☹️
- 2 Beth does ballet.      😊      ☹️
- 3 Sarah reads a book.      😊      ☹️

- B** How do you take care of yourself at home? Draw. Write a sentence about your picture.

---

---