


# Values Worksheet 1

## Be Friendly

**A** Are the people friendly? Look and circle 😊 or ☹️.

1



2



3



4



**B** Which picture does not show people being friendly? Circle the picture. Write. Then tell a partner.

1 I circled the picture that shows \_\_\_\_\_

\_\_\_\_\_


2 People should be friendly because \_\_\_\_\_

\_\_\_\_\_

## Values Worksheet 2


### Be Helpful

**A** What does the picture show? Look and circle.



- 1 The boy is being helpful.      /      The girl is being helpful.  
2 The ice cream is freezing.      /      The ice cream is melting.  
3 The water is boiling.      /      The water is freezing.



**B** What is one way you can be helpful? Draw. Write a sentence about your picture.



# Values Worksheet 3

## Be Respectful to Older People

**A** Are the children being respectful to older people? Write *yes* or *no*.



**B** Which picture does not show children being respectful to older people? Circle the picture. Write. Then tell a partner.

1 I circled the picture that shows \_\_\_\_\_

\_\_\_\_\_

2 I should be respectful to older people because \_\_\_\_\_

\_\_\_\_\_

# Values Worksheet 4

## Be Fair

**A** Are the children being fair? Look and circle ☺ or ☹.

1




2




3



4




**B** What is one way you can be fair? Draw. Write a sentence about your picture.



# Values Worksheet 5

## Follow the Rules

**A** What does the picture show? Look and circle.



- 1 Jessica is following the rules. / Mark is following the rules.
- 2 Sue and Tim are following the rules. / Juan and Anya are following the rules.

**B** Read. Then act with a partner.

There are rules at the library.

I know. We can't eat or drink here.


That's right!

And we can't be noisy. So...shhh!

# Values Worksheet 6

## Take Care of the Earth

**A** What does the picture show? Look and write *yes* or *no*.



- 1 Andrew is taking care of the earth. \_\_\_\_\_
- 2 Kyoko is taking care of the earth. \_\_\_\_\_
- 3 Sarah is taking care of the earth. \_\_\_\_\_
- 4 Jack is taking care of the earth. \_\_\_\_\_

**B** What is one way you can take care of the earth? Draw. Write a sentence about your picture.

---

---

# Values Worksheet 7

## Notice How People Feel

**A** How do they feel? Look and circle.

1



excited      nervous

2



sleepy      unhappy

3



happy      nervous

4



sleepy      excited

**B** How does music make you feel? Draw. Write a sentence about your picture.

---


---



# Values Worksheet 8

## Help Others

**A** What does the picture show? Look and circle.



- 1 The girls are being helpful. / The boys are being helpful.
- 2 The children are pushing the box. / The children are sweeping the floor.
- 3 The box is heavy. / The floor is wet.

**B** Read. Then act with a partner.

Oh, no! I can't move this. It's too heavy.

Let me help you.

Thanks! That would be great!


You're welcome.



## Values Worksheet 9

### Give Compliments

**A** What are they talking about? Look and write.



Wow! That's really great \_\_\_\_\_!

\_\_\_\_\_ a lot!

You're really great at art.

Thanks. And you're good at singing!

**B** Draw a picture. Use different shapes. Show your picture to a partner. Give compliments.

