


Values Worksheet 1

Learn About Other Cultures

- A** What does the picture show? Look and circle the correct word or words for each sentence.




- 1 This **family** / **team** is from China.
- 2 The children are **playing** / **played** with a soccer ball.
- 3 At the **festival** / **family reunion**, they are eating a lot of food together.
- 4 The aunts, uncles, and grandparents are **exciting** / **excited** about playing games.

- B** Do you know someone from another country? What do you know about his or her culture? Write. Share with your partner.

Values Worksheet 2

Try New Things

- A** What does the picture show? Read the words in the box. Then write the best word to complete each sentence.



classmates experience moving pack neighbors

Today Sam is _____ to a new house. First, he needs to _____ his clothes in a box. Sam is excited to meet his new _____ at school and his _____ who live next to his new house. Sam is ready for this exciting _____.

- B** Read the dialogue. Add two sentences. Then act with a partner.

Where are you going?

We're moving to a new town.

Values Worksheet 3

Be Creative

- A** Look at the picture. Read the dialogue and fill in the correct word.
Read with a partner.



Let's write poems. What kind of _____ do you want to write?

I want to _____ a haiku poem about nature.

OK! Remember, that kind of poem needs the right number of _____ on each line.

Thanks! I like writing poetry like a real _____.

- B** Read each question. Write the answers. Share your answers with a partner.

1 How do you like to be creative?

2 What kind of poems do you like to write?

Values Worksheet 4

Be Helpful

- A** What does the picture show? Read the words in the box. Then write the best word to complete each sentence.



washcloth fever sick medicine doctor

The boy is _____ at home in his bed, and his mother is helping him feel better. He has a _____, so his mother is putting a _____ on his forehead. He feels very hot. The boy's _____ gave him _____ to help him feel better.

- B** Read each question. Write the answers. Share your answers with a partner.

1 How do you help your family and friends?

2 Who helps you when you are feeling sick?

Values Worksheet 5

Save Energy

- A** What does the picture show? Read the words in the box. Then write the best word to complete each sentence.



turbine carpool conserve waste might renewable

How _____ we save energy? One way to _____ energy is to join a _____ instead of driving by yourself. It is important not to _____ resources such as oil. It's better to use _____ resources like wind by using a _____ to give your house energy.

- B** Read each question. Write the answers. Share your answers with a partner.


1 How do you save energy in your home?

2 What changes could you make to your life to help save more energy?

Values Worksheet 6

Enjoy Music

A What does the picture show? Look and circle the correct sentence.



- 1 Tom thinks the music is relaxing. / Tom thinks the music is not relaxing.
- 2 The teacher is playing the tuba. / The teacher is playing the flute.
- 3 The piano is challenging for Sarah. / The flute is challenging for Sarah.
- 4 Jen's tuba is the loudest. / Jen's violin is the loudest.

B Read the dialogue. Add two sentences. Then act with a partner.

In an orchestra, what's your favorite
_____ to listen to?

I like to listen to the _____.

Values Worksheet 7

Think of Solutions for Problems

- A** What does the picture show? Look and circle the correct word or words for each sentence.



- 1 The father is using a **hammer** / **axe** to hit the nail into the wall.
- 2 The grandmother uses **screwdrivers** / **eyeglasses** to read the directions.
- 3 The mother is using a **wedge** / **lever** to open the can of paint.
- 4 The grandfather is screwing in a **light bulb** / **doorknob** to help them while they fix the house.

- B** Read each question. Write the answers. Share your answers with a partner.

- 1 What tools do you use at home to help you solve problems?

- 2 Write about a problem at school. How did you solve the problem?

Values Worksheet 8

Take Care of Plants

- A** Look at the picture. Read the dialogue and write the correct word. Read with a partner.



Look! The _____ from the sun helps the plant to grow.

Yes. Plants need lots of sunlight and _____ to keep the soil wet.

That's true! Then the water travels up the roots into the _____ and into the leaves!

Keeping plants healthy helps us too, because plants make _____ for us to breathe!

- B** Read the dialogue. Add two sentences. Then act with a partner.

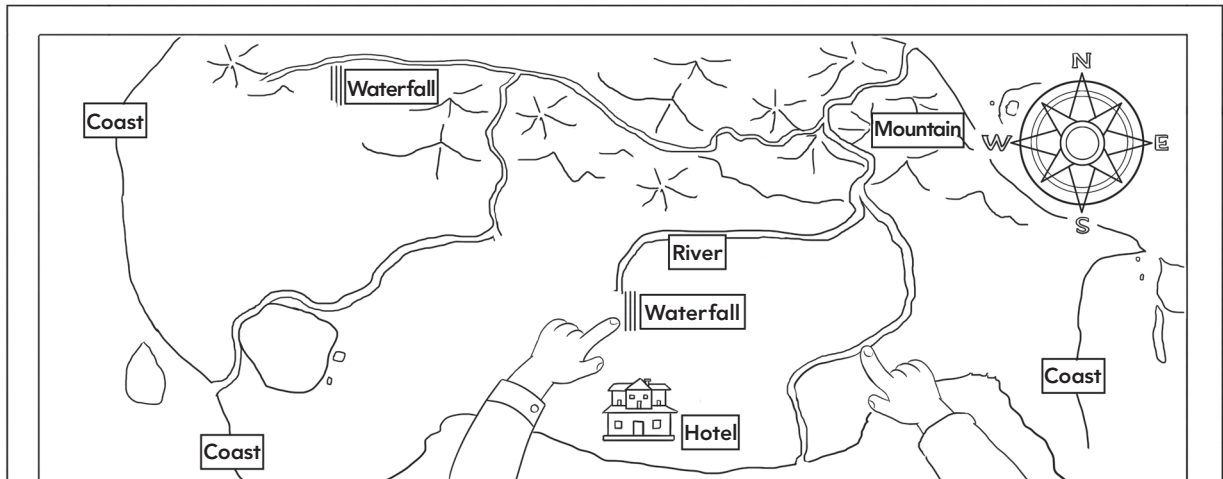
Do you have a garden?

Yes! I like to take care of my garden, but it's a lot of work to keep the plants healthy.

Values Worksheet 9

Learn About the World

- A** What does the picture show? Read the words in the box. Then write the best word to complete each sentence.



island waterfall coast river

This map will tell us about the _____ we are travelling to. I am so excited to learn about our hotel on the _____, or edge of the island. There is also a beautiful _____ north of our hotel that would be fun to swim under. Oh, can we take a boat on the _____? I love to learn about new places and travel too!

- B** Read each question. Write the answers. Share your answers with a partner.

1 What tools do you use to learn about the world?

2 What part of the world do you want to learn more about?
