


Values Worksheet 1

Share Knowledge with Others

- A** Look at the picture. Read the dialogue and fill in the correct word or words. Read with a partner.



_____ planets are in
our solar system?

There are _____
planets in our solar system.

Look! Is that a planet
_____ is it the moon?

That's _____!

- B** Read. Write the answers. Share your answers with a partner.

1 Write about one way people can share knowledge.

2 Write about a time you shared knowledge with someone.

Values Worksheet 2

Be Curious

- A** What does the picture show? Look and circle the correct word or words for each sentence.



- 1 The children **are examining** / **are not examining** a clay bowl.
- 2 The boy **takes** / **doesn't take** a picture of the bowl.
- 3 The girl **touches** / **doesn't touch** the bowl.
- 4 The children **are** / **aren't** next to a ravine.

- B** Read the dialogue. Add two sentences. Then act with a partner.


Look! A clay bowl.

Wow! It looks really old!

Values Worksheet 3

Share What You Have

- A** Look at the picture. Read the dialogue and fill in the correct word or words. Read with a partner.



Would you like some delicious _____?

_____! Thanks!

You're welcome. Would you like to know where the carrots _____?

I know where they come from...the local farmer's _____!

- B** Read each question. Write the answers. Share your answers with a partner.

1 Why is it important to share with others?

2 What is the last thing you shared with someone?

Values Worksheet 4

Be Creative

- A** What does the picture show? Look and circle the correct word or words for each sentence.




- 1 The boy is **painting a landscape** / **working with clay**.
- 2 The girl is tying **shapes** / **paintbrushes** together with a string.
- 3 The classroom is **messy** / **clean**.
- 4 The school is having **an art exhibition** / **a play** tonight.

- B** How are the children being creative? Write. Share with your partner.

Values Worksheet 5

Respect Different People and Customs

- A** What does the picture show? Look and circle the correct word or words for each sentence.




- 1 This family is **on vacation** / **at work** in Hawaii.
- 2 They are **at a port** / **in a rickshaw**.
- 3 The mother is holding a basket of **antiques** / **exotic fruits**.
- 4 The **boy** / **girl** is showing respect for Hawaiian customs.

- B** Which part of the picture does not show respect for a popular Hawaiian custom? Why is it disrespectful? Write. Share with your partner.

Values Worksheet 6

Take Care of Your Body

- A** What does the picture show? Read the words in the box. Then write the best word to complete the sentences.



a healthy an unhealthy cold exercise running stretching

The girl and her mom are _____. They love to _____. The boy by the tree is _____. The boy on the bench is eating _____ snack. His father is eating _____ snack. His mother has a _____.

- B** Read each question. Write the answers. Share your answers with a partner.

1 Why is it important to take care of your body?

2 What do you do to take care of your body?

Values Worksheet 7

Try New Things

- A** What does the picture show? Look and circle the correct word or words for each sentence.



- 1 The girl is sharing her thoughts **in a magazine article** / **on a blog**.
- 2 She is on a **website** / **the phone**.
- 3 She is writing about **sports** / **heroes**.
- 4 There is a **newspaper** / **magazine** on the desk.

- B** Read each question. Write the answers. Share your answers with a partner.

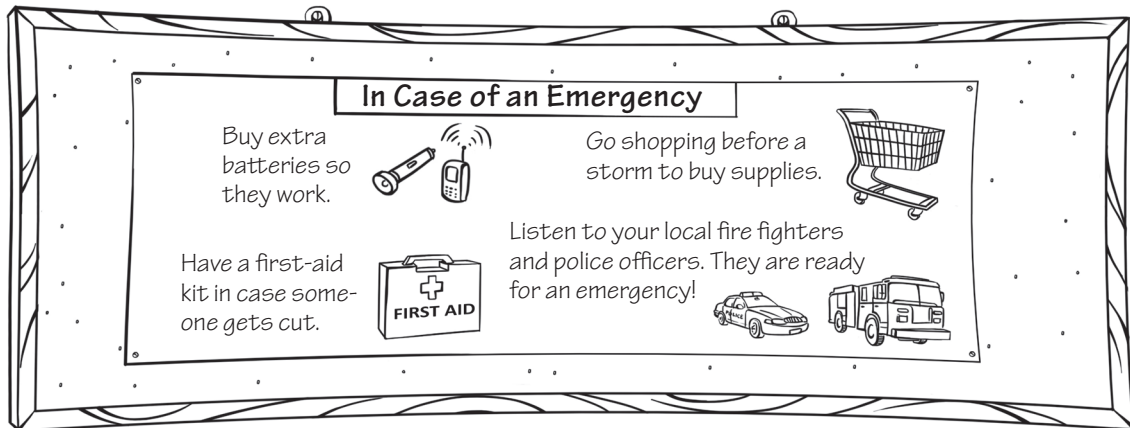
- 1 Why is it important to try new things?

- 2 What is something you would like to try for the first time?

Values Worksheet 8

Listen Carefully and Follow Instructions

- A** What does the picture show? Read the words in the box. Then write the best word to complete the sentences.



batteries emergency flashlights first-aid kit listen supplies

Be ready for an _____. _____ and radios are useful if there is no electricity. Buy _____ so they work. Have a _____ to use if someone gets hurt. You can buy _____ at the supermarket. _____ carefully to your local fire fighters and police officers—they are here to protect you!

- B** Why is it important to listen carefully and follow instructions in an emergency? Write. Share with your partner.

Values Worksheet 9

Protect Plants and Animals

- A** What does the picture show? Look and circle the correct word or words for each sentence.



- 1 The children are trying to protect a **marine park** / **temperate forest**.
- 2 The boy's sign has a picture of a **manta ray** / **seahorse** on it.
- 3 The girl's sign has a picture of a **parrot fish** / **sea turtle** on it.
- 4 The man is **signing the petition** / **holding a sign**.

- B** Read the dialogue. Add two sentences. Then act with a partner.

Let's protect our local biomes!

OK! What do we need to do?
